



MODULE

1

Education is important

Learner Empowerment Programme

NECT Sponsors

The National Education Collaboration Trust (NECT) is effective because of its independence. It works closely and collaboratively with government, business, the unions and civil society. Government's commitment to business is that it will fund the NECT and for business. This funding arrangement is what underpins its independence and its credibility with all stakeholders. The NECT board of trustees would like to express their appreciation to the following organisations who have made significant funds available to the NECT:

NECT Sponsors



Collaboration

Without the active collaboration of the unions and the provincial education departments, the NECT could not achieve the National Development Plan (NDP) objectives for education. The board of the NECT thanks the following organisations for their active and constructive participation.

Unions:



Government:



Published by the National Education Collaboration Trust 2016
© National Education Collaboration Trust (NECT)

These lesson plans and resources were initially developed by the Gauteng Department of Education (GDE) as part of the Gauteng Primary Literacy and Mathematics Strategy (GPLMS). They are being used with the permission of the GDE and have been revised for the context of the districts and provinces within which the NECT works.

No part of this publication may be reproduced without prior permission from the NECT.
These materials are currently being evaluated and will be improved on the basis of the evaluation.



Preface

The NECT has designed and developed a series of modules that are intended to help you to manage your own learning.

The modules have been designed and written for learners in Grades 7 to 12 and are consistent with the objectives of the life skills curriculum. They aim to provide you with a set of basic skills that will help you to make the best use of your educational opportunities.

As learners, it is important that you know how to learn and how to manage and achieve success in education and in life. This series will help you to build these skills over a period of one year.

This first module looks at why education is important. It focuses on the “journey of life” and the things that you need to do to ensure that your journey is a successful one. It contains many practical exercises that reinforce the importance of education, and the idea that you can learn anywhere and throughout your life.

GODWIN KHOSA
CEO
NECT

This book belongs to:

Education is important

A guide for learners


Contents

The journey to success	1
Life journey 1	2
Life journey 2	3
Life journey 3	4
Life journey 4	5
What does success mean to me?	6
Building a successful person	7
My own life journey	8
Building my future	9
The importance of education	10
Learning happens all the time and everywhere	11
Is education important to me?	12

The journey to success

We are on a journey to success ...

How we travel and how we complete our journey depends on what we do along the way.




Think about the things that you will need to do to make sure that your journey is a success. Write the five most important things in the signposts on your road to success.

The road to success has many twists and turns ...


Life journey 1

Look at the picture below. Name three important things that you think contributed to the singer's success. Write these things in the boxes provided.



Life journey 2

Look at the picture below. Name three important things that you think contributed to the plumber's success. Write these things in the boxes provided.



Life journey 3

Look at the picture below. Name three important things that you think contributed to the nurse's success. Write these things in the boxes provided.

Nurse

I always wanted to help people. I worked hard at school and got a bursary to study nursing. This is my dream come true!

Life journey 4

Look at the picture below. Name three important things that you think contributed to the success of the office manager. Write these things in the boxes provided. What do you think is missing from the journey of the unemployed person?

Office manager

I am glad I am able to support myself and my family.

Unemployed person

I left school in Grade 10. It is hard to find work if you don't have skills or education.

What is missing from my journey?
.....


What does success mean to me?

People have different ideas about what success means. Do the ideas listed below represent success for you? Tick (✓) Yes or No. How important is each of these to you? For each idea, circle a number from 1 to 5. Add your own ideas in the blank spaces at the bottom of the table.

Ideas of success	Does this represent success for you?		How important is this to you? Low ... High				
1. A nice house	Yes	No	1	2	3	4	5
2. A nice car	Yes	No	1	2	3	4	5
3. Doing a job that you enjoy, even if it is not very well paid	Yes	No	1	2	3	4	5
4. Getting a good matric	Yes	No	1	2	3	4	5
5. Making lots of money	Yes	No	1	2	3	4	5
6. Being married with children	Yes	No	1	2	3	4	5
7. Travelling to other countries	Yes	No	1	2	3	4	5
8. Being respected in the community	Yes	No	1	2	3	4	5
9. Being well known and popular	Yes	No	1	2	3	4	5
10. Continuing your education at a university or college	Yes	No	1	2	3	4	5
11.	Yes	No	1	2	3	4	5
12.	Yes	No	1	2	3	4	5
13.	Yes	No	1	2	3	4	5

Building a successful person

Look at the diagram below. The people at the centre both want to be successful. Design a journey for them which you think will lead them to success. In the blank circles, write what you will include in their journeys that will help them to be successful.



What are the most important items you have listed? Discuss them with your peers and agree on the three most important things.

- 1.
- 2.
- 3.

My own life journey

1.


2.

3.

4.

5.

DREAM JOB



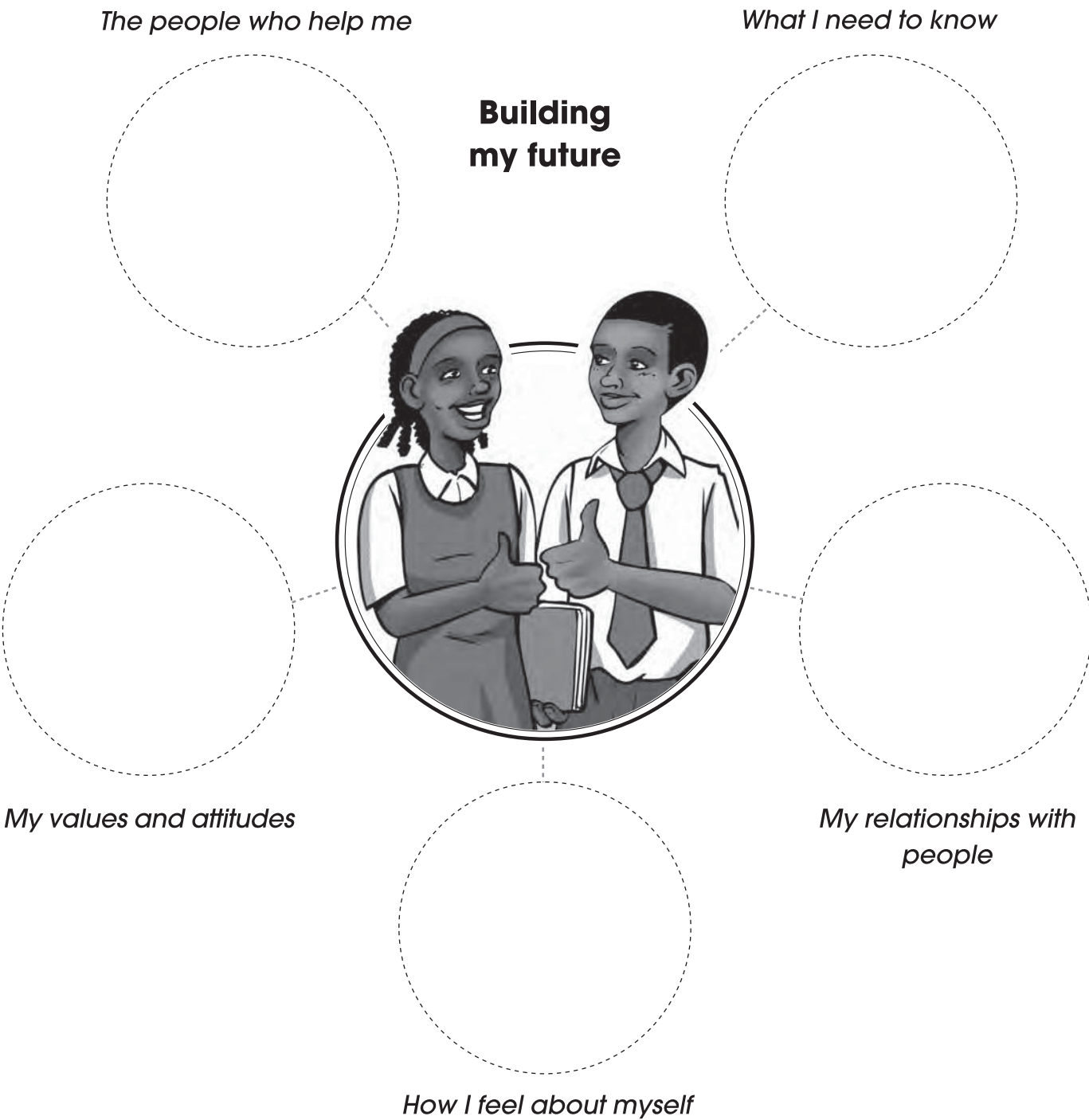
Now it's time to think about your own journey through life and how you will build your future.

Now design and build your own journey to success. On the road to success in the diagram, there are many signposts. These represent the things that will help you to complete your journey. First write your dream job in the last box. In the other boxes, 1-5, write all the things that will help get you to your **DREAM JOB**.

Building my future

Continue to build your future using the diagram below. Write your dream job in the space next to "What I want to be". In each of the circles write down all the things that will help you to achieve your dream.

What I want to be: _____



How will you learn what you need to know?

The importance of education

Is education important for your dream job?

Yes No



Learning happens all the time and everywhere

Where does learning happen? Is it a job for teachers only? How does it happen? In the table below we have listed some of the places where learning could happen. Do you believe that you can learn in each of these places? Circle Yes or No. If you answer yes, write examples of what you can learn in these places.

Places where learning happens	Do you learn here?	What do you learn?
... at school	Yes No	
... at the church	Yes No	
... playing sport	Yes No	
... at home	Yes No	
... with my friends	Yes No	
... in the village or the community	Yes No	
... with my relatives	Yes No	
... from the radio and TV	Yes No	
... from newspapers/magazines	Yes No	
... other	Yes No	

Is education important to me?

Do you take the time to learn from everyone and everywhere?

Yes

No

Is education important to you?

Yes

No

Enjoy your education; respect and honour those who
help and support you; do the best you can;
keep your goal in mind ... **succeed**

NOTES

NOTES

